



Shutter Shop Honeycomb Shade Program Binder

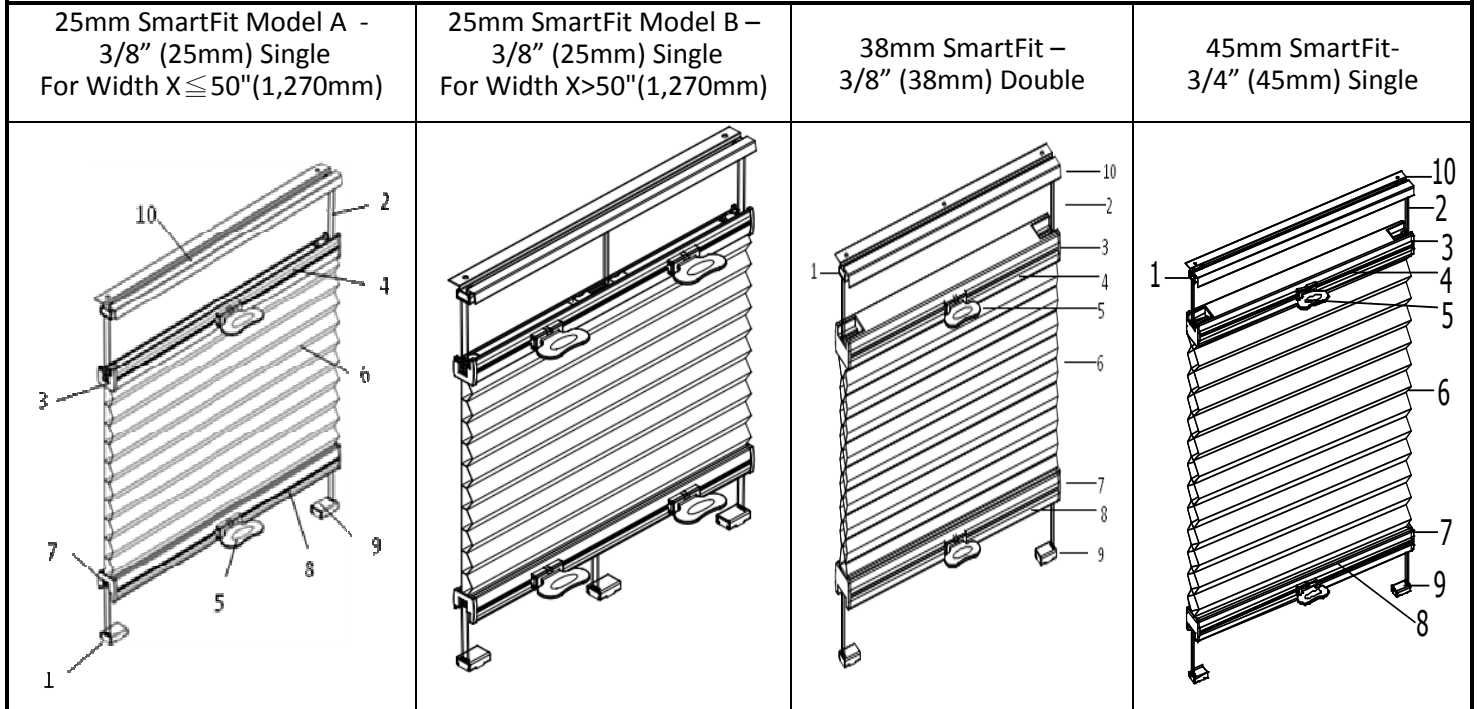
Approver		SmartFit	Code	P-HC-0015
			Edition	A
Reviewer	Monica Lai		Page	1/7
Compiler	Maggie Zhang		Effective Date	2017/1/1

Table of Contents

	Page
Terminology	2
Components	3-4
Size Limitation	5
Available Blanket	5
Colour Options	5
Order Size Definition	5-6
Installation illustration	6-7
The Claim Limitation Date for Shipping Damage for Airfreight Orders	7

Approver		SmartFit	Code	P-HC-0015
			Edition	A
Reviewer	Monica Lai		Page	2/7
Compiler	Maggie Zhang		Effective Date	2017/1/1

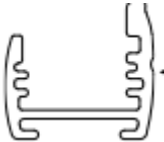
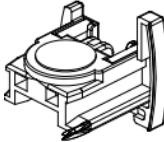
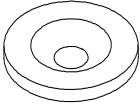
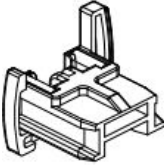
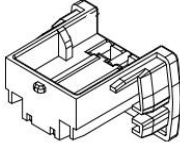
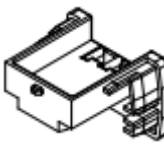
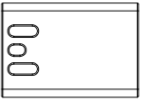
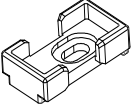
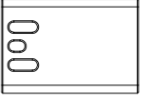
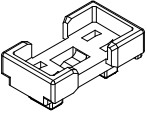

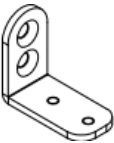
1. Terminology



No	Description
1	Cord Equalizer Housing Base
2	Cord
3	End cap
4	Head rail
5	Handle
6	Blanket
7	End cap
8	Bottom rail
9	Cord Equalizer Housing Cover
10	Aluminum Cover

Approver		SmartFit	Code	P-HC-0015
			Edition	A
Reviewer	Monica Lai		Page	3/7
Compiler	Maggie Zhang		Effective Date	2017/1/1

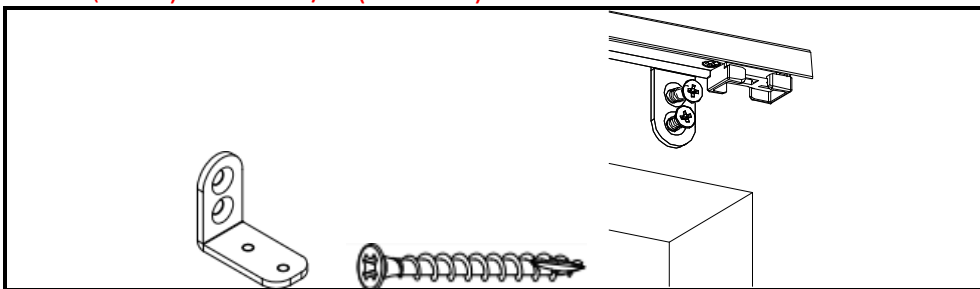
2. Components

Item	Drawing	Item	Drawing
Head Rail & Bottom rail for 3/8" (25mm) Single Shade		End Cap for Head rail of 3/8" (25mm) Single Shade	  (left) (right)
Magnet Catch (In metal color for all rail colors)		End Cap for bottom rail of 3/8" (25mm) Single Shade	  (left) (right)
Head Rail & Bottom rail for 3/8" (38mm) Double & 3/4" (45mm) Single Shade		End Cap for 3/8" (38mm) Double & 3/4" (45mm) Single Shade	  (for head rail) (for bottom rail)
Cord Equalizer Housing Base & Cover (for bottom rail)	Cover:  Base: 	Square Magnet for Model B of 3/8" (25mm) Single Shade	
Cord Equalizer Housing Base & Cover (for headrail)	Cover:  Base: 	Round Magnet for 3/8" (38mm) Double & 3/4" (45mm) Single Shade	
L bracket(OB)		Handle	

Approver		SmartFit	Code	P-HC-0015
			Edition	A
Reviewer	Monica Lai		Page	4/7
Compiler	Maggie Zhang		Effective Date	2017/1/1

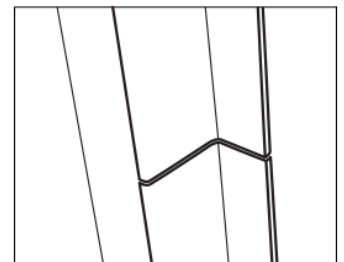
<p>PVC Light Guard -(Optional / 4pcs per blind) Double side tape stick on the short side (16mm) -Not available for side by side</p>			
<p>Aluminum Cover</p>		<p>For OB, factory will preinstall the Cord Equalizer Housing Base/ L Bracket/ Magnet Catch on the cover.</p> <p>For IB, factory will pre-drill the installation screw hole on the cover.</p>	

- L Bracket (for OB): around 1/2" (12.7mm) extension



* PVC light guard length: order height

Packing way	<ol style="list-style-type: none"> 1. When light guard length > shade width and $\geq 2000\text{mm}$, light guard will be sliced to 2 parts evenly. Overall light guard per blind will become 8 pcs after sliced. 2. When light guard length or sliced length > shade width, light guard will be packed separately from the shade.
	<p>When light guard length or sliced length \leq shade width, light guard will be packed together with shade.</p>



Approver		SmartFit	Code	P-HC-0015
			Edition	A
Reviewer	Monica Lai		Page	5/7
Compiler	Maggie Zhang		Effective Date	2017/1/1

3. Size Limitation

Shade Type		Min. Size	Max. Size	Max. Area
Single Shade	Shade Width	8 1/2" (220mm)	72" (1,800mm)	43 SQFT (4 SQM) For 25mm SmartFit Model A, the max aread is 28SQFT (2.6M ²)
	Shade Drop	6" (150mm)	86" (2,200mm)	

* The shade width & drop must be within the size limitation listed above.

* For 3/8" (38mm)D Flame Resistant Fabric, the max shade width is 60"(1524mm) and Max Area 35.8SQFT (3.3M²).

4. Available Blanket

Fabric type	Cell Type		
	3/8" (25mm) Single	3/8" (38mm) Double	3/4" (45mm) Single
Sheer	Yes	NO	Yes
Light Filtering	Yes	Yes	Yes
Semi-Opaque	Yes	Yes	Yes
Room Darkening	Yes	Yes	Yes
Designer Fabric	Yes	Yes	Yes
Flame Resistant	Yes	Yes	Yes

*** 3/8" (35mm) double fabrics will be changed to 3/8" (38mm) double fabrics, which would be running change.

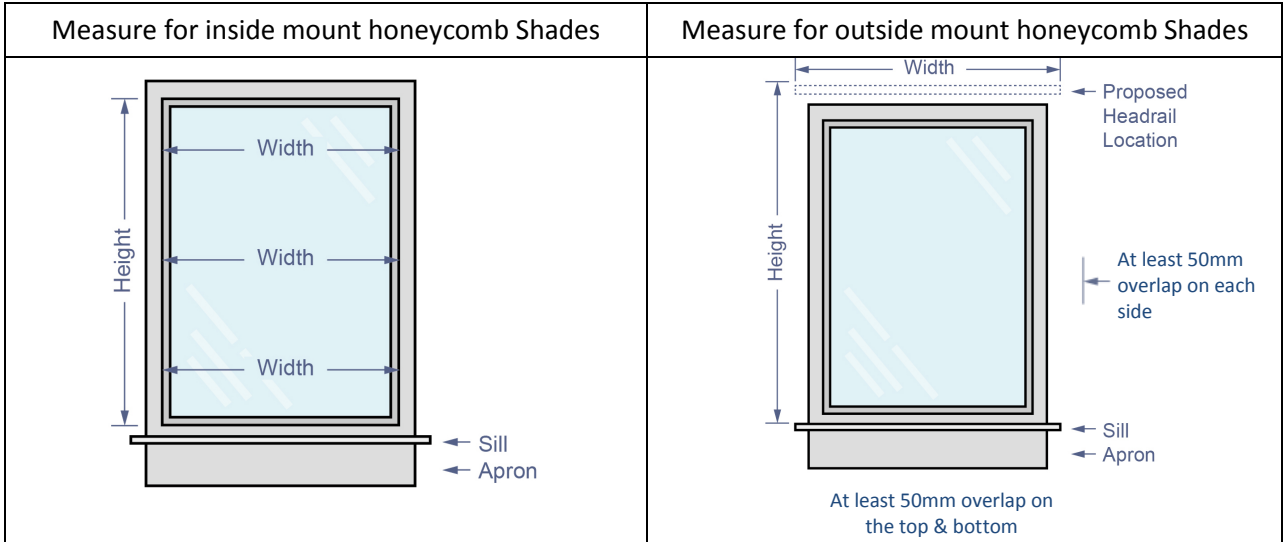
5. Colour Options and Colour Coordination Chart

- Colour Options: Appendix 1
- Colour coordination chart: Appendix 2

6. Order Size Definition

- Outside Mount:
Shade Width = Order Width
Shade Height = Order Height
- Inside Mount:
Shade Width = Order Width - 1/4" (6mm)
Shade Height = Order Height
- Shade Width: measure from left of blanket to right of blanket.
- Shade Height: measure from the top of head rail to the bottom of bottom rail when the shade is fully extended along the straight cords.
- Tolerance: Shade width may vary -1/8" (3mm) ~1/8" (3mm), and cords can be adjusted a bit to better fit your window in height.

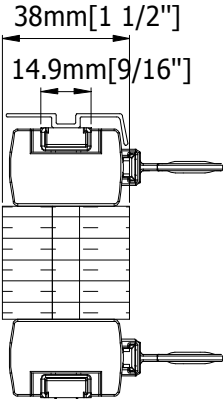
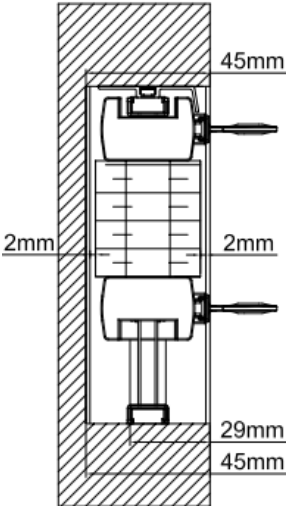
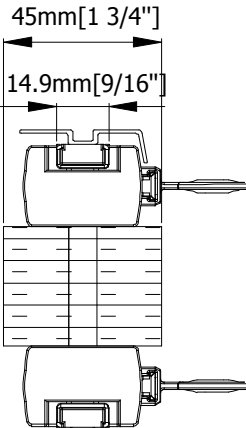
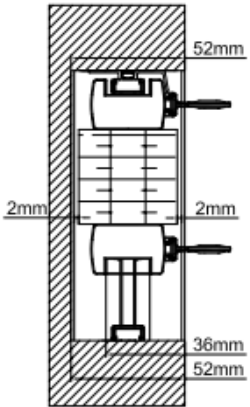
Approver		SmartFit	Code	P-HC-0015
			Edition	A
Reviewer	Monica Lai		Page	6/7
Compiler	Maggie Zhang		Effective Date	2017/1/1



7. Installation Illustration

Cell Size	Minimum Mounting Depth (without PVC light guard)	Drawing (without PVC light guard)	Minimum Mounting Depth (with PVC light guard)	Drawing (with PVC light guard)
3/8" (25mm) Single	30mm	29.7mm [1 3/16"] 	35mm	

Approver		SmartFit	Code	P-HC-0015
			Edition	A
Reviewer	Monica Lai		Page	7/7
Compiler	Maggie Zhang		Effective Date	2017/1/1

Cell Size	Minimum Mounting Depth (without PVC light guard)	Drawing (without PVC light guard)	Minimum Mounting Depth (with PVC light guard)	Drawing (with PVC light guard)
3/8" (38mm) Double	38mm		45mm	
3/4" (45mm) Single	45mm		52mm	

*Minimum mounting depth is the depth required in the window frame, for the blind to be mounted inside mount.

8. The Claim Limitation Date for Shipping Damage for Airfreight Orders:

For all airfreight orders with shipping damages, claims must be submitted within 2 weeks after the date of receipt.