



## Shutter Shop Honeycomb Shade Program Binder

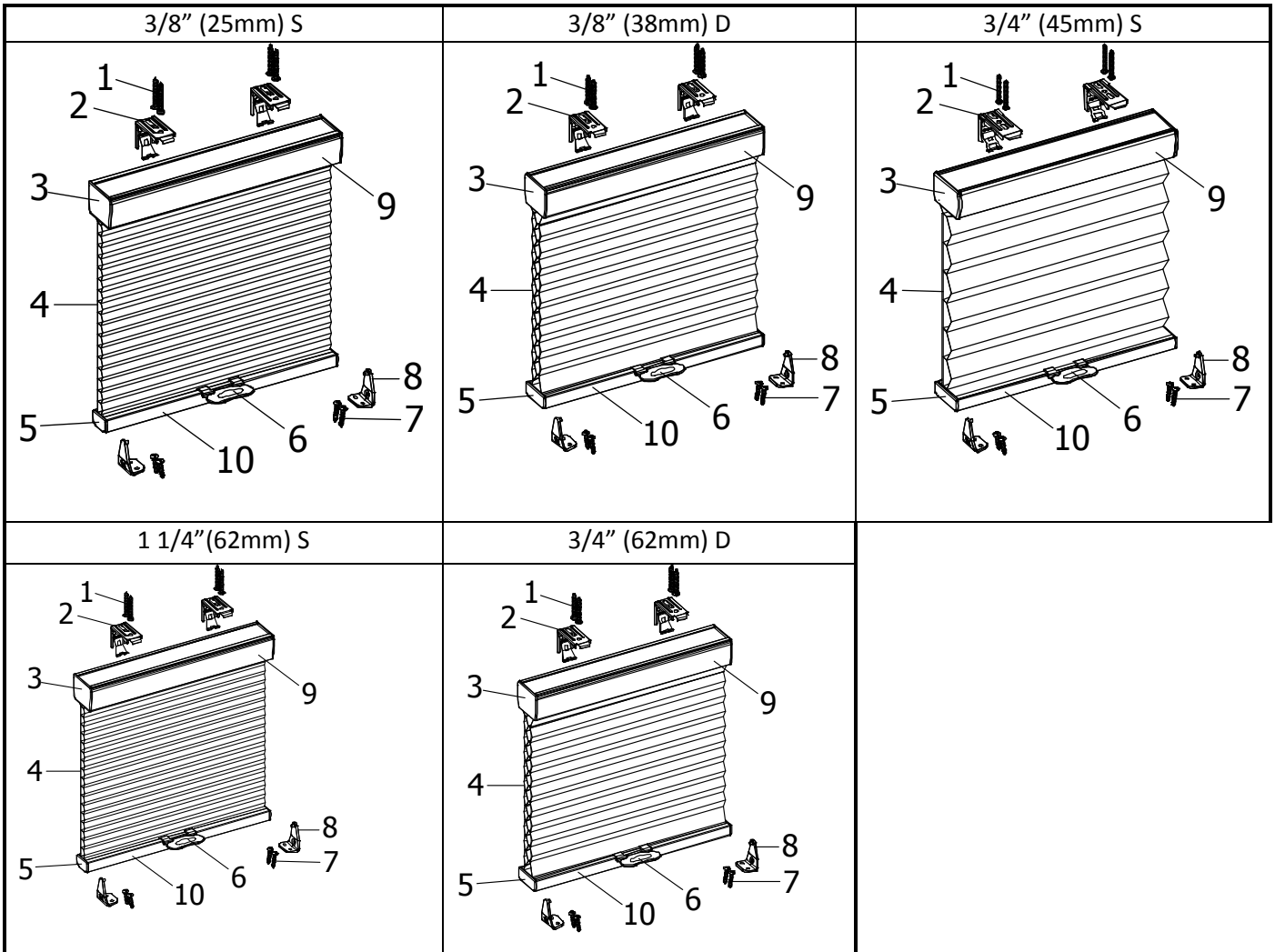
Approver		<b>Cordless</b>	Code	P-HC-0009
			Edition	A
Reviewer	Monica Lai		Page	1/6
Compiler	Maggie Zhang		Effective Date	2017/1/1

### Table of Contents

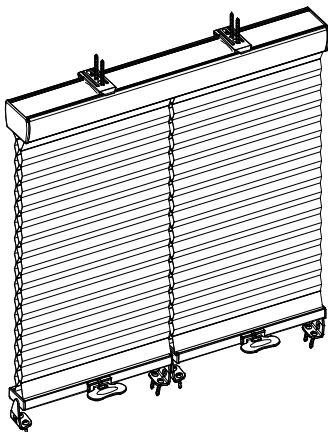
	Page
Terminology	2
Components	3
Available Blanket	4
Size Limitation	4
Colour Options	4
Installation illustration	5
Order Size Definition	6
The Claim Limitation Date for Shipping Damage for Airfreight Orders	6

Approver		<b>Cordless</b>	Code	P-HC-0009
			Edition	A
Reviewer	Monica Lai		Page	2/6
Compiler	Maggie Zhang		Effective Date	2017/1/1

## 1. Terminology



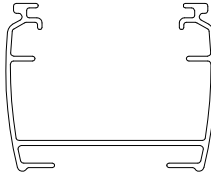
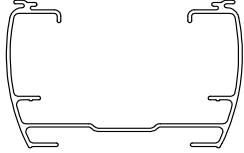
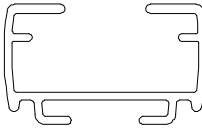
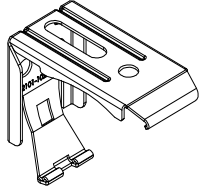



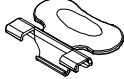
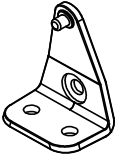
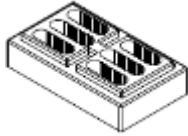


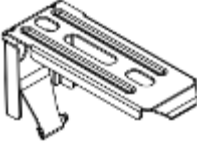
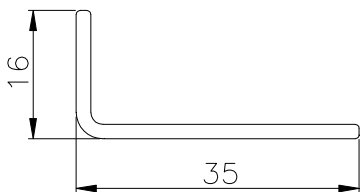
2 on 1 drawing:



No	Description
1	Screws for Installation Bracket
2	Installation Bracket
3	Head Rail End Cap
4	Blanket
5	Bottom Rail End Cap
6	Handle
7	Screws for Hold Down bracket
8	Hold Down bracket
9	Head Rail
10	Bottom Rail

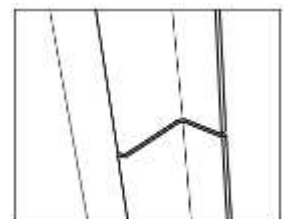
Approver		<b>Cordless</b>	Code	P-HC-0009
			Edition	A
Reviewer	Monica Lai		Page	3/6
Compiler	Maggie Zhang		Effective Date	2017/1/1

## 2. Components

Item	Drawing	Item	Drawing
Head Rail for 3/8" (25mm) Single shade, 3/8" (38mm) Double shade		Head Rail for 3/4" (45mm) Single shade	
Bottom Rail for 3/8" (25mm) Single Shade		Installation Bracket for 3/8" (25mm) Single shade, 3/8" (38mm) Double shade	
Bottom Rail for 3/8" (38mm) Double Shade		Installation Bracket for 3/4" (45mm) Single shade	
Bottom Rail for 3/4" (45mm) Single Shade		Handle	
Hold Down Bracket (Optional)		Spacer Block (Optional) Note: 10mm thickness for one, 18mm thickness for two	
Head Rail for 1 1/4" (62mm) Single & 3/4" (62mm) Double shade		Bottom Rail for 1 1/4" (62mm) Single & 3/4" (62mm) Double shade	
Installation Bracket for 1 1/4" (62mm) Single & 3/4" (62mm) Double shade		PVC Light Guard -(Optional / 4pcs per blind) Double side tape stick on the short side (16mm) -Not available for side by side and 2 on 1	

\* PVC light guard length: order height – headrail height – 3mm

Packing way	1. When light guard length > shade width and $\geq 2000$ mm, light guard will be sliced to 2 parts evenly. Overall light guard per blind will become 8 pcs after sliced.
	2. When light guard length or sliced length > shade width, light guard will be packed separately from the shade.
When light guard length or sliced length $\leq$ shade width, light guard will be packed together with shade.	



Approver		<b>Cordless</b>	Code	P-HC-0009
			Edition	A
Reviewer	Monica Lai		Page	4/6
Compiler	Maggie Zhang		Effective Date	2017/1/1

### 3. Available Blanket

Fabric type	Cell Type				
	3/8" (25mm) Single	3/8" (38mm) Double	3/4" (45mm) Single	1 1/4" (62mm) Single	3/4" (62mm) Double
Sheer	Yes	NO	Yes	Yes	NO
Light Filtering	Yes	Yes	Yes	NO	NO
Semi-Opaque	Yes	Yes	Yes	Yes	Yes
Room Darkening	Yes	Yes	Yes	Yes	Yes
Designer Fabric	Yes	Yes	Yes	NO	NO
Flame Resistant	Yes	Yes	Yes	NO	NO

\*\*\* 3/8" (35mm) double fabrics will be changed to 3/8" (38mm) double fabrics, which would be running change.

### 4. Size Limitation

Shade Type		Min. Size	Max. Size	Max. Area
Single Shade	Width	11.5" (280mm)	96" (2,500mm)	60SQFT (5.5 SQM)
	Drop	10" (250mm)	86" (2,200mm)	
2 on 1	Width	23.25" (590mm)	120" (3,000mm)	60SQFT per shade (5.5 SQM)
	Drop	10" (250mm)	86" (2,200mm)	

\* The shade width & drop must be within the size limitation listed above.

\* For 2 on 1: the gap between each shade will be 1/4" (6.4mm).

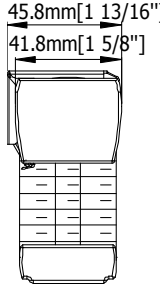
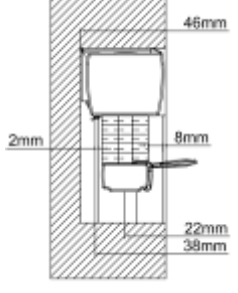
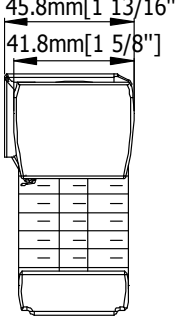
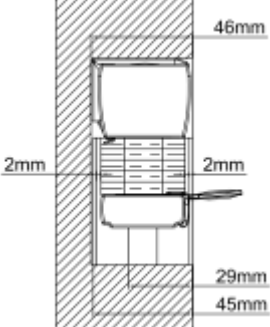
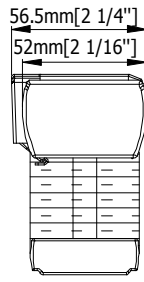
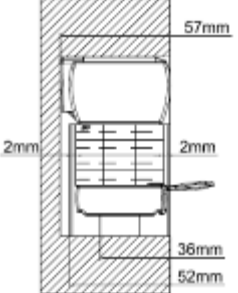
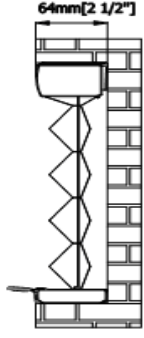
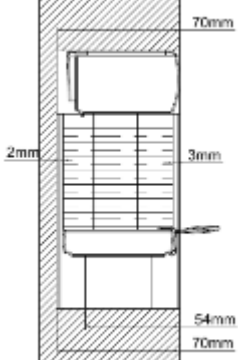
\* For 2 on 1: each shade must follow size limitation of single shade.

### 5. Colour Options and Colour Coordination Chart

- Colour Options: Appendix 1
- Colour coordination chart: Appendix 2

Approver		<b>Cordless</b>	Code	P-HC-0009
			Edition	A
Reviewer	Monica Lai		Page	5/6
Compiler	Maggie Zhang		Effective Date	2017/1/1

## 6. Installation Illustration

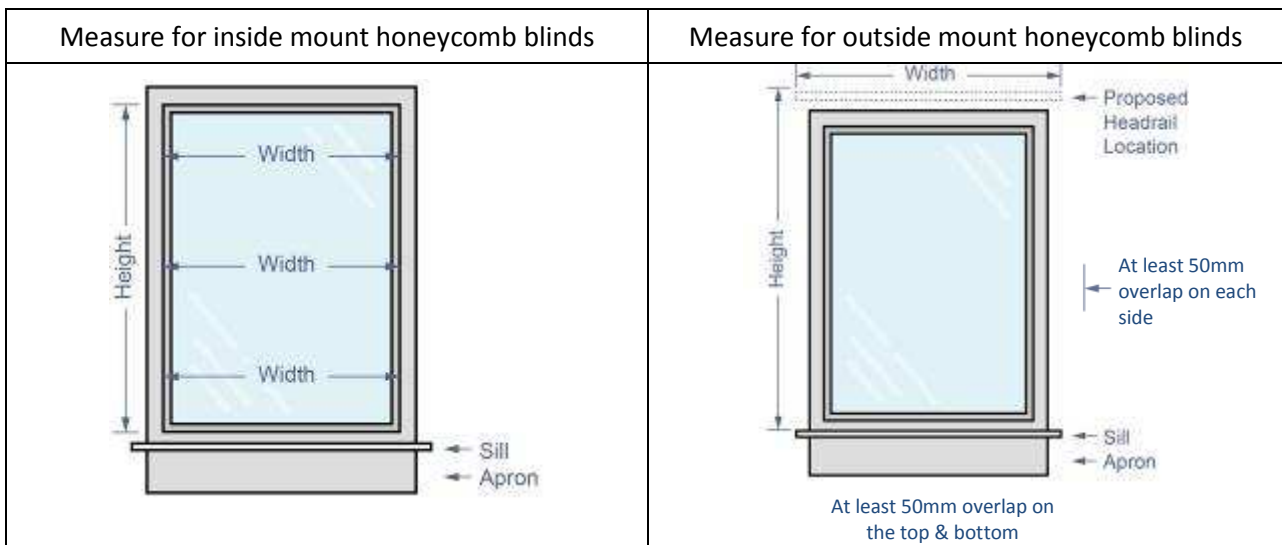
Cell Size	Minimum Mounting Depth (without PVC light guard)	Drawing (without PVC light guard)	Minimum Mounting Depth (with PVC light guard)	Drawing (with PVC light guard)
3/8" (25mm) Single Shade	46mm		46mm	
3/8" (38mm) Double Shade	46mm		46mm	
3/4" (45mm) Single Shade	57mm		57mm	
1 1/4" (62mm) Single & 3/4" (62mm) Double shade	64mm		70mm	

\*Minimum mounting depth is the depth required in the window frame, for the blind to be mounted inside mount.

Approver		<b>Cordless</b>	Code	P-HC-0009
			Edition	A
Reviewer	Monica Lai		Page	6/6
Compiler	Maggie Zhang		Effective Date	2017/1/1

## 7. Order Size Definition

- Outside Mount:  
Shade Width = Order Width  
Shade Height = Order Height
- Inside Mount:  
Shade Width = Order Width - 3/8" (9.5mm)  
Shade Height = Order Height
- Shade Width: measure from left of blanket to right of blanket
- Shade Height: measure from the top of head rail to the bottom of bottom rail when the shade is fully extended.
- Tolerance: Shade width may vary -1/8" (3mm) ~1/8" (3mm) and height may vary +0.5" (12.7mm)~ +6" (153mm)



## 8. The Claim Limitation Date for Shipping Damage for Airfreight Orders:

For all airfreight orders with shipping damages, claims must be submitted within 2 weeks after the date of receipt.